

AHA Online Exam Link for Instructor-led Training Access & Completion Directions

- 1) You will receive an active link to the AHA online exam with the course registration confirmation. The AHA online exam uses a bank of validated questions to generate a unique exam for each student. Click on the active link and it will open to the AHA elearning.heart.org course page.
 - The exam is assigned to your email address as this is unique to you. If you attempt to share or forward the exam keycode, you'll receive an error message that it is already assigned. Below is an example of a keycode you will receive a similar link with your registration confirmation: https://elearning.heart.org/course_enrolment?course=416&code=MjYyMTY4MjY=&rand=
 - The online exam is not timed, and you can take as much time as you need to complete the exam. You may use your AHA BLS Manual, Algorithm cards and ECC Handbook, if needed, to assist with knowledge gaps.
 - Once started, you will need to complete the exam in one session—you cannot log-in and out of the exam. If you do log out before you are finished, you will need to start at the beginning when you log in again.
 - Tap the red “Activate Course” button when you are ready to start the exam.

Home / Courses / BLS Online Exam for Instructor-led Training

BLS Online Exam for Instructor-led Training

To receive a course completion card, students in the Basic Life Support (BLS) Course must pass both skills tests and an online exam with a score of at least 84%. The BLS exam measures the mastery of cognitive knowledge and is administered at the conclusion of an instructor-led BLS Course.

[Activate Course](#)

Quick Facts

- Online Instructions
- 0.5 Hour Online Course
- KJ-1477 Course code

Summary

How Does this Course Work?

Upon completion of the BLS Instructor-led Course, including all cognitive content and all hands-on skills practice and testing, students need to pass this online final exam with a minimum score of 84%.

Click here to activate the exam

- 2) The URL for all AHA e-learning content, including the online exams is <https://elearning.heart.org/>
 - If you don't have an AHA website account, you will need to create an account and password before beginning the exam.
 - If you do have an account, you may need to log-in to start the exam.

AHA Online Exam Link for Instructor-led Training Access & Completion Directions

- 3) This is an example of the BLS exam landing page and directions.
 - a. When you are ready to begin, click the start button.
 - b. If you click the exit exercise button at while the exam is in progress, your work is not saved. You will need to start from the beginning when you resume the exam.

BLS Online Exam for Instructor-led Training

Basic Life Support | Course Exam

Welcome to the American Heart Association's BLS Exam

Here are some key points about this exam:

- The exam consists of 25 multiple choice questions.
- It should take approximately 30 to 45 minutes to complete.
- The exam is intended to be taken in one sitting. If you exit before completing the exam, your progress will not be saved.
- You will have 2 opportunities to pass the exam.
- A score of 84% or higher is required to pass the exam.

Start >

Click here to start or resume the exam

- 4) Upon completion you will receive a score—remember 84% or better is required to pass.
 - Any questions you missed will be listed below the “Continue” button.
 - Your wrong selection will be shown with a red X next to it. However, you will need to look-up the correct answer yourself.
(The correct answer for this one is “B. Follow the AED prompts”)

BLS Online Exam for Instructor-led Training

Basic Life Support | Course Exam

Exam Results

Congratulations!

Congratulations, you have passed the BLS Exam with a score of

96%

Continue

Select text exercise in the top-right corner of the screen to return to the course's home page, where you can take the course evaluation.

After the AED pads are attached to the person, the AED detects ventricular fibrillation. What is the next step when using an AED?

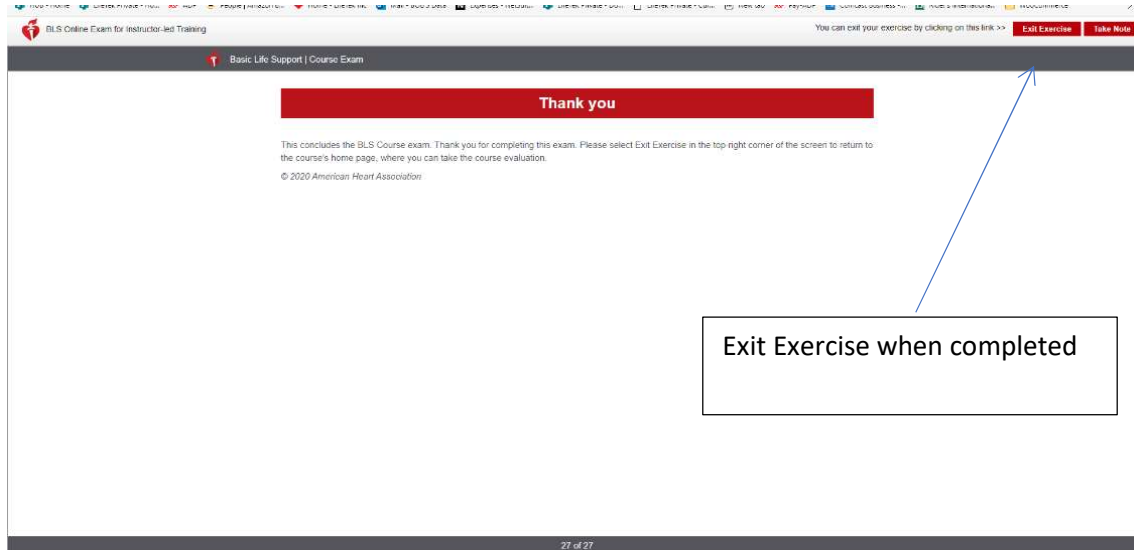
Check for a carotid pulse
Follow the AED prompts
Place the pads
Press the Shock button

Final Score

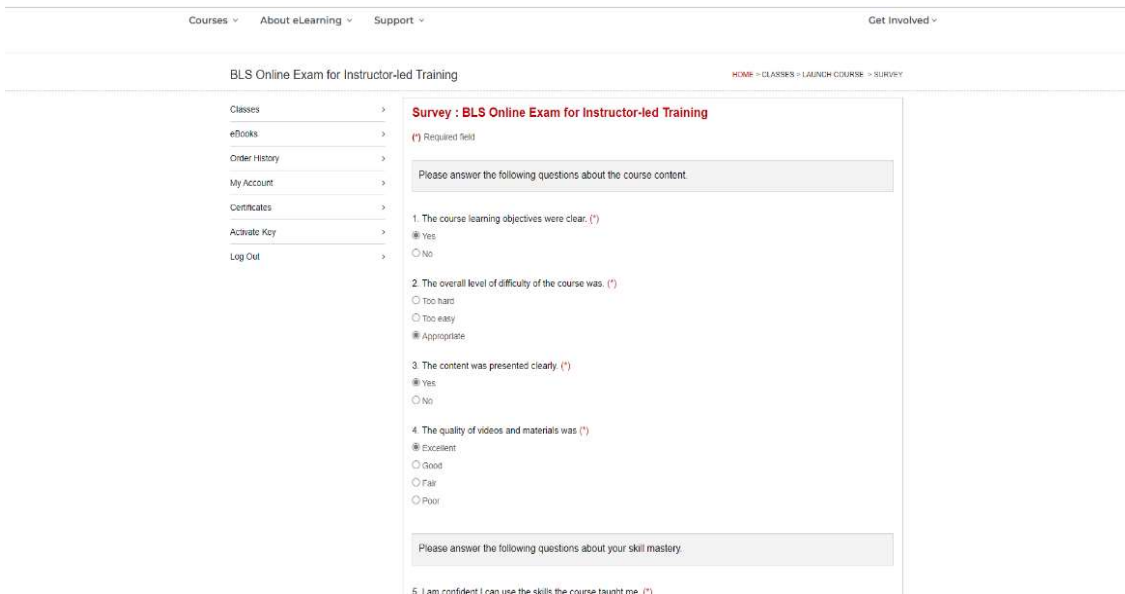
Questions & incorrect answers are listed to provide feedback.

AHA Online Exam Link for Instructor-led Training Access & Completion Directions

- 5) Exit out of the exam by tapping the red “Exit Exercise” button in the upper right corner. This will take you to the evaluation page.

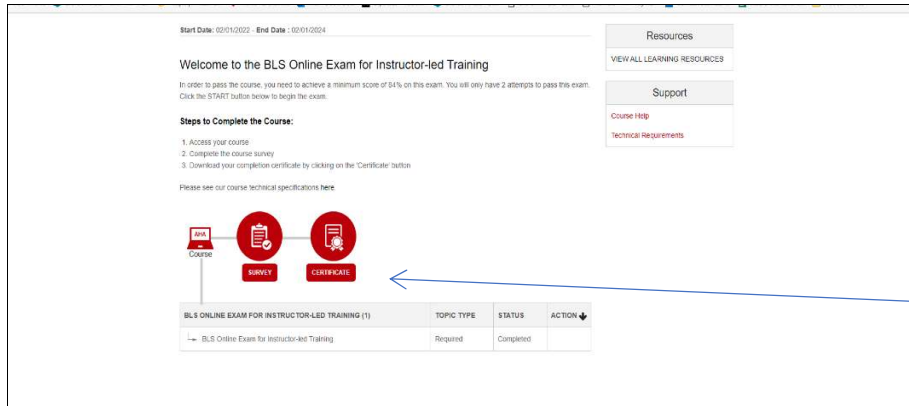


- 6) You will be prompted to complete the exam survey questions before you can print the completion certificate.



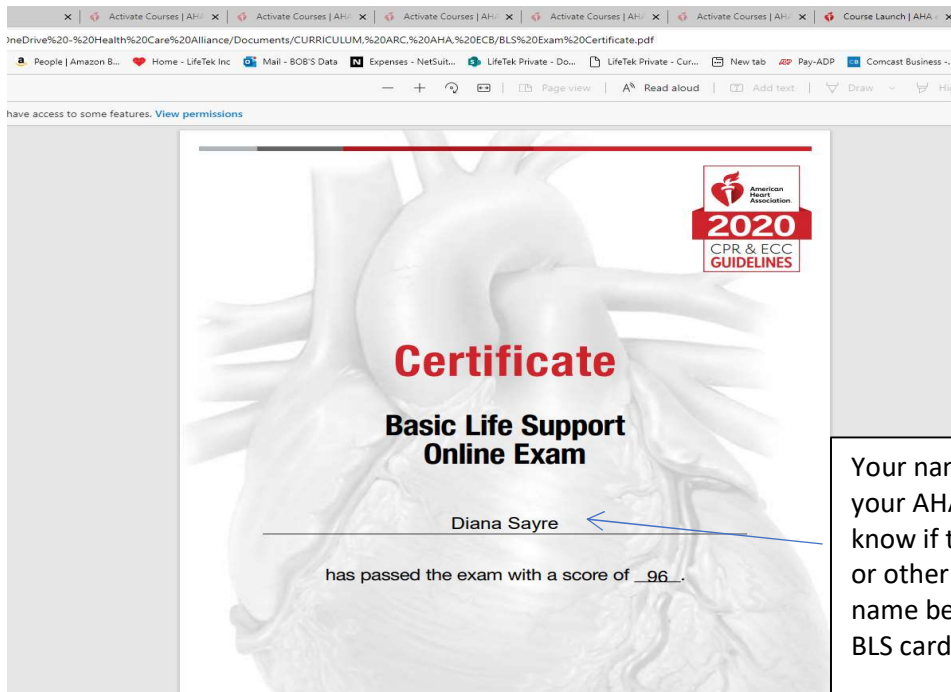
AHA Online Exam Link for Instructor-led Training Access & Completion Directions

- 7) Claim the completion certificate and bring it with you to class. The exam certificate is required to receive credit for taking the exam.
 - The instructor will have hard copy exams and answer sheets available if you forget to bring the certificate or did not have time to complete it in advance.



Click here to claim the completion certificate

- 8) Please bring a copy of your completion certificate to class. We need exam results on file to issue your AHA BLS course completion card.



Your name as it will appear on your AHA e-card. Please let us know if there is a spelling error or other change needed to your name before we issue your AHA BLS card.

Questions?

Please email us at NW@lifework.edu or call 360-416-8239